

Ceramics	Things made from clay which are hardened using heat
Form	Three dimensional shapes in art
Found objects	Objects not considered art materials being used to make art
Organic shape	Irregular natural shapes
Scale	The size of an artwork
Sculpture	Three dimensional art made by carving, modelling, casting or constructing

## Constructing

Using techniques like folding, stitching, tying, weaving and balancing to join materials together and make art.

## Carving



Hard materials such as wood or stone can be carved to change their shape. Cut or scrape away pieces of the material to make a sculpture

## Modelling



Soft materials such as clay or wire can be shaped by hand to make sculptures.

## Found objects



Materials not usually thought of as art materials can be used to make sculptures, e.g. scrap metal, old toys, pieces of furniture.

## Artists

Magdelene Odundo

Barbara Hepworth

Sokari Douglas Camp



El Anatsui

## Carving soap



- Draw the outline
- Remove large unwanted areas of soap
- Use a smaller tool to get close to the outline
- Add detail like surface texture

## Constructing



- Layering recycled materials to look like a weaving
- Cutting, tearing and overlapping shapes
- Creating pattern and contrast

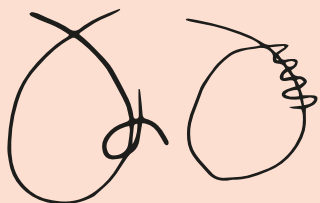
## Modelling with wire



Bend to form shapes




Twist or fold over to join



Make loops to add details

## Planning sculpture



- Sculptors sometimes draw to help them visualise the finished sculpture.
- Use your whole arm to draw on a big scale.